


# ARMIN STROM

SWISS WATCH MANUFACTURE

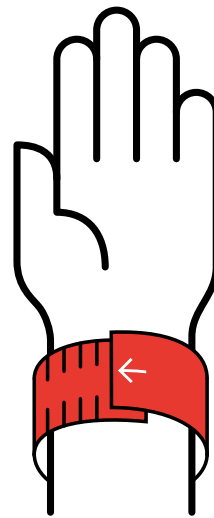
## HOW TO DETERMINE YOUR STRAP SIZE

PLEASE PRINT OUT THIS PAGE IN ITS ORIGINAL SIZE (100%)

**1** CUT THE RULER OUT.



**2** OPEN YOUR HAND AND TURN IT PALM FACING UP.

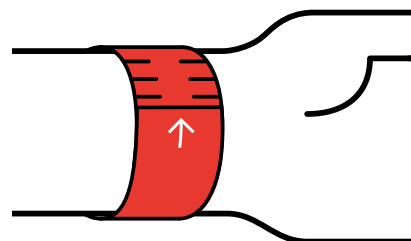


**3** PLACE THE RULER ON YOUR CARPAL BONES OR 1CM ABOVE.

**4** WRAP THE RULER AROUND YOUR WRIST IN THE SAME WAY YOU WOULD WEAR YOUR WATCH.

**5** NOTE THE NUMBER ON THE TOP EDGE OF THE RED SECTION.

NOTE THE CIRCUMFERENCE IN MM/  
INCHES ON THE EDGE OF THE RULER



↑  
MEASURE  
YOUR WRIST  
HERE

ARMIN STROM  
SWISS WATCH MANUFACTURE

