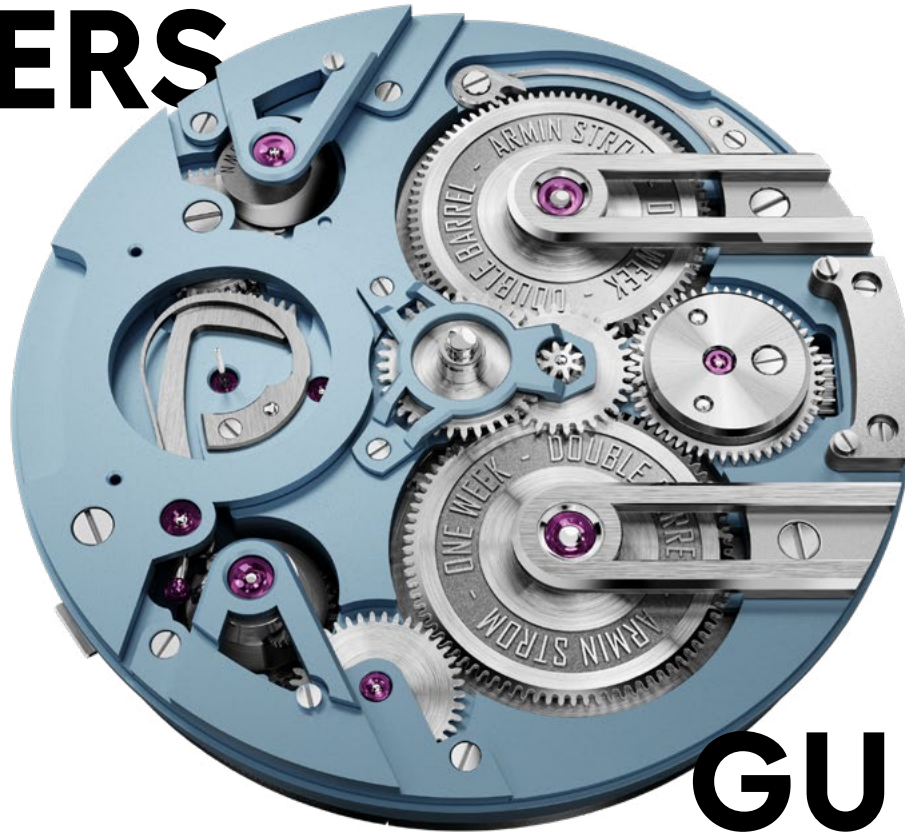


# ARMIN STROM

SWISS WATCH MANUFACTURE

# OWNERS



ONE WEEK  
CALIBRE ARM21

# GUIDE

## ONE WEEK

## INSTRUCTIONS FOR USE


The One Week was conceived to be a highly three-dimensional manual-winding watch. It totally foregoes a traditional dial and instead adopts a contemporary architecture, with various movement elements positioned in such a way that they can be explored from many angles. The bridge that holds the hands has been designed with a geometric form to rise above the mainplate. True to its name and just like its predecessor, the One Week delivers an impressive seven-day power reserve. The manual-winding ARM21 calibre features two mainspring barrels, which work in series to provide consistent levels of energy to the gear train. One of the most distinctive features of the new One Week is its power reserve indicator. Keeping with the architectural depth of the movement, the power reserve is indicated by a cone system, inspired by pocket watches. Among that, the beat rate has been increased from 2.5 Hz to 3.5 Hz (25,200 vph). The One Week is true sport watch with its screwed crown, including all the Armin Strom DNA. The respect of the traditional hand finishing, the refined Swiss-German inspired design, the open work movement and the constant quest for innovation.

Thank you for buying an Armin Strom watch. To guarantee perfect working of your watch for many years to come, please pay careful attention to the advice on use set out in these instruction.



## WINDING



Your manual mechanical watch must be wound regularly for it to work properly. Your One Week has a screwed crown, so first step is **to unscrew it counterclockwise**. Then turn the crown clockwise in the normal crown position. At the end of the winding process, you will feel some slight resistance. Do not force the crown any further, as you risk damaging the movement. When fully wound, the watch has 7 days power-reserve.





## SETTING THE TIME


Unscrew the crown (counterclockwise) and pull it out one click. To ensure correct setting of the time, first rotate the minute hand 5 minutes ahead of the desired time, then go back (by rotating counterclockwise) to the desired time. Push the crown back and screw it counterclockwise to finalise your time setting.





## SETTING THE TIME

**IMPORTANT:** do not operate the crown underwater or when the watch is wet. Always push the crown back to the normal position once the settings have been made.







## POWER RESERVE INDICATOR

One of the most distinctive features of the new One Week is its power reserve indicator. Keeping with the architectural depth of the movement, the power reserve is indicated by a cone system, inspired by pocket watches. This consists of a mirror-polished cone, which is driven by a conical gear on the opposite side of the dial.

Once your watch is fully winded, the conical power-reserve indicator dot, will be placed in front of the “up” sign on the cone.



## POWER RESERVE INDICATOR

When the power reserve is at its minimum, the cone is in the low position and indicates "DOWN". The watch is then stopped or about to stop.





Cellite	Mat
1	1
2	2
3	3
4	4
5	5
6	6
7	7
8	8
9	9
10	10


Coq

ARMIN STROM /  
Bergstrasse 11-13 - 71034 Baden




Dear Collector, You are the proud owner of an ARMIN STROM timepiece. Our sincere congratulations on your purchase!

We hope you derive great pleasure from your watch and thank you for your confidence in us.

A handwritten signature in black ink, consisting of a series of connected, fluid strokes that form the name 'Serge Michel'.

Serge Michel  
Founder

A handwritten signature in black ink, featuring a large, sweeping initial 'C' followed by several loops and a long horizontal tail stroke, representing the name 'Claude Greisler'.

Claude Greisler  
Co-Founder



## WARRANTY

Your Armin Strom watch is warranted against manufacturing defects for a period of five years from the original purchase date. Within the framework of this warranty, any servicing or repair work on your Armin Strom watch must be carried out by an authorized Armin Strom service center.

In order to benefit from your Armin Strom warranty, you will be required to present to Armin Strom or any Armin Strom authorized Retailer, your warranty Certificate duly completed, dated, stamped and signed by Armin Strom or an Armin Strom Authorized Retailer.

**NOTE** The international warranty does not in any way affect the consumers' rights legally recognized by the applicable national legislation.

The warranty does not cover:

- defects or damages after the warranty expires
- damages resulting from the misuse, negligence or accident
- defects or damages resulting from unauthorized modifications or repairs
- theft, loss, acts of God, accidents and natural disasters
- wear and tear from normal ageing and use of the watch
- damages resulting from the contact with water if water resistance tests have not been performed every two years and each time the case was opened, or, if your watch is not water resistant



## MAINTENANCE AND CARE

Like any sophisticated instrument that can be subjected to a wide variety of stresses and strains, your Armin Strom requires proper care and regular maintenance. We generally recommend that a maintenance service should be carried out every 3 to 5 years. To ensure that the service is carried out professionally, take your watch to Armin Strom or an authorized Armin Strom retailer.

We recommend the following considerations, so that your watch is preserved as long as possible:

- keep your watch away from exposure to magnetic fields like electric devices, speakers or other electromagnetic appliances
- avoid wearing your watch during activities involving strong vibrations or impacts
- avoid exposing your watch to extreme climatic changes, in particular changes in temperature or humidity such as saunas
- take your watch off before you swim in seawater. Rinse your watch with fresh water after exposure to salt water
- Avoid contact with cosmetics or corrosive products as these may damage seals, straps or case
- to clean your watch, simply wipe it with a little soapy water and dry it with a soft cloth
- When not being worn, keep your watch in a cool dry place

## **WATER RESISTANCE**

Your Armin Strom watch is water resistant to 10 ATM / 100 m. The water resistance of a watch can be compromised by external factors (such as shocks, perspiration, cosmetics or salt water) or by the natural aging process of the gaskets. That is why water resistance cannot be permanently guaranteed, and the gaskets must be periodically replaced. We recommend having a water-resistance check conducted every two years. Always make sure that the crown is pressed back in the normal position.





[ARMINSTROM.COM](http://ARMINSTROM.COM)