


ARMIN STROM

SWISS WATCH MANUFACTURE

OWNERS



GRAVITY
EQUAL FORCE
CALIBRE ASB19

GUIDE

GRAVITY EQUAL FORCE

INSTRUCTIONS FOR USE

The Gravity Equal Force is demonstrating an Armin Strom core principle: always be innovating. This watch takes the traditional mainspring barrel and turns it on its head by adding a stop-work declutch mechanism combined with automatic winding to create consistent power delivery to the balance wheel. By only using the optimal range of the mainspring, it ensures a more stable delivery of torque to the regulating organ, hence a more precise rate over time.

Thank you for buying an Armin Strom watch. To guarantee perfect working of your watch for many years to come, please pay careful attention to the advice on use set out in these instruction.



Hours

Seconds

Minutes

WINDING

Your automatic watch is wound by the movements of your wrist. If it has not been worn for some time and has stopped, it is necessary to wind it manually with approximately ten crown turns. To do so, turn the crown clockwise in the normal crown position.

When fully wound, the watch has a 72h power-reserve. The barrel of the Calibre ASB19 is fitted with a slip-spring, which is not locked when the movement is fully wound. Some **thirty** turns are needed to wind the watch fully. Yet, it is not necessary to wind the barrel completely as the Equal Force technology ensures optimal performance after just one crown turn.



WINDING

While manually winding your watch, we recommend to hold it at a 90° angle to avoid its micro-rotor from spinning. You may also check the state of winding by looking at the **small power reserve indicator** fitted on the barrel.





SETTING THE TIME




Pull the crown out **one click**.
To ensure correct setting of the time, first rotate the minute hand 5 minutes ahead of the desired time, then go back (by rotating counterclockwise) to the desired time. Due to gear-train tolerances, the minute hand may stand still up to 40 seconds without moving.




IMPORTANT: do not operate the crown underwater or when the watch is wet. Always push the crown back to the normal position once the settings have been made.

Dear Collector, You are the proud owner of an ARMIN STROM timepiece. Our sincere congratulations on your purchase!

We hope you derive great pleasure from your watch and thank you for your confidence in us.

A handwritten signature in black ink, appearing to read 'S. Michel', with a stylized, sweeping flourish at the end.

Serge Michel
Founder

A handwritten signature in black ink, appearing to read 'Claude Greisler', with a large, circular flourish at the bottom.

Claude Greisler
Co-Founder

WARRANTY

Your Armin Strom watch is warranted against manufacturing defects for a period of five years from the original purchase date. Within the framework of this warranty, any servicing or repair work on your Armin Strom watch must be carried out by an authorized Armin Strom service center.

In order to benefit from your Armin Strom warranty, you will be required to present to Armin Strom or any Armin Strom authorized Retailer, your warranty Certificate duly completed, dated, stamped and signed by Armin Strom or an Armin Strom Authorized Retailer.

NOTE The international warranty does not in any way affect the consumers' rights legally recognized by the applicable national legislation.

The warranty does not cover:

- defects or damages after the warranty expires
- damages resulting from the misuse, negligence or accident
- defects or damages resulting from unauthorized modifications or repairs
- theft, loss, acts of God, accidents and natural disasters
- wear and tear from normal ageing and use of the watch
- damages resulting from the contact with water if water resistance tests have not been performed every two years and each time the case was opened, or, if your watch is not water resistant

MAINTENANCE AND CARE

Like any sophisticated instrument that can be subjected to a wide variety of stresses and strains, your Armin Strom requires proper care and regular maintenance. We generally recommend that a maintenance service should be carried out every 3 to 5 years. To ensure that the service is carried out professionally, take your watch to Armin Strom or an authorized Armin Strom retailer.

We recommend the following considerations, so that your watch is preserved as long as possible:

- keep your watch away from exposure to magnetic fields like electric devices, speakers or other electromagnetic appliances
- avoid wearing your watch during activities involving strong vibrations or impacts
- avoid exposing your watch to extreme climatic changes, in particular changes in temperature or humidity such as saunas
- take your watch off before you swim in seawater. Rinse your watch with fresh water after exposure to salt water
- Avoid contact with cosmetics or corrosive products as these may damage seals, straps or case
- to clean your watch, simply wipe it with a little soapy water and dry it with a soft cloth
- When not being worn, keep your watch in a cool dry place

WATER RESISTANCE

Your Armin Strom watch is water resistant to 30m. The water resistance of a watch can be compromised by external factors (such as shocks, perspiration, cosmetics or salt water) or by the natural aging process of the gaskets. That is why water resistance cannot be permanently guaranteed, and the gaskets must be periodically replaced. We recommend having a water-resistance check conducted every two years. Always make sure that the crown is pressed back in the normal position.



ARMINSTROM.COM